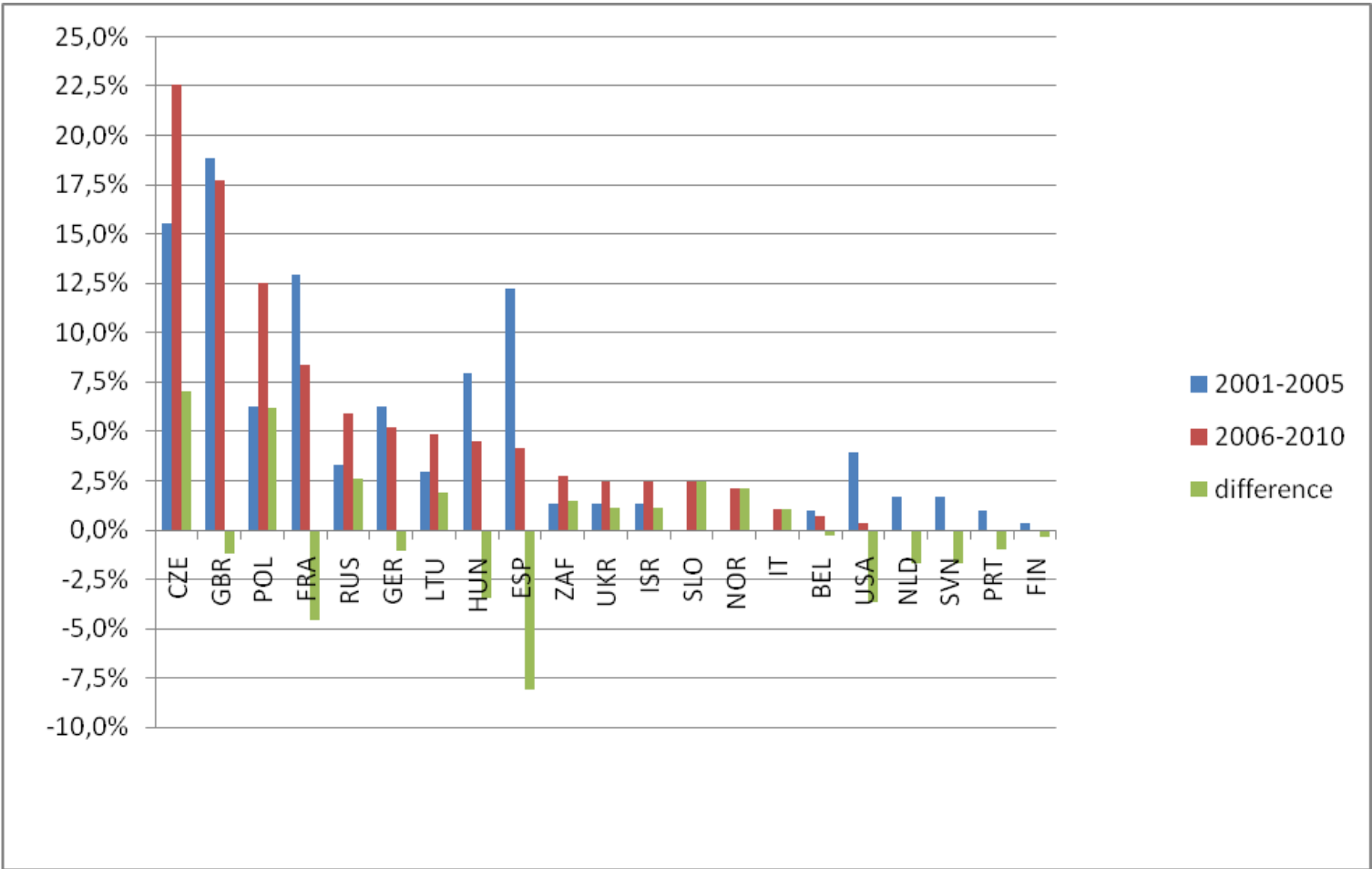


STATISTICS FROM LAST 10 YEARS

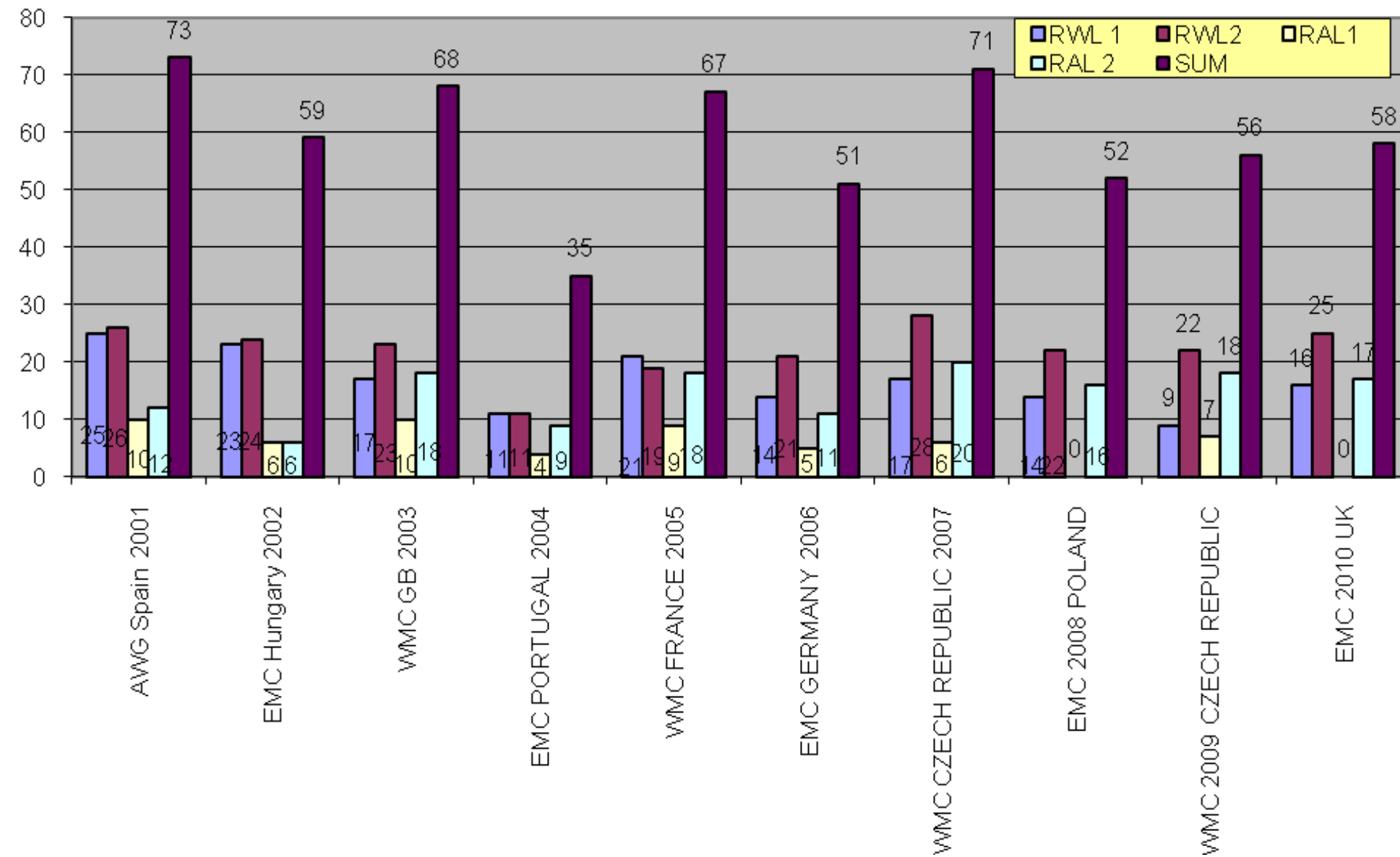
NATIONAL TEAM	WAG 2001					EMC 2002					WMC 2003					EMC 2004					WMC 2005					EMC 2006					WMC 2007					EMC 2008					WMC 2009					EMC 2010					SUM				
	AL1	AL2	WL1	WL2	SUM	AL1	AL2	WL1	WL2	SUM	AL1	AL2	WL1	WL2	SUM	AL1	AL2	WL1	WL2	SUM	AL1	AL2	WL1	WL2	SUM	AL1	AL2	WL1	WL2	SUM	AL1	AL2	WL1	WL2	SUM	AL1	AL2	WL1	WL2	SUM	AL1	AL2	WL1	WL2	SUM										
CZE	0	2	2	2	6	2	1	4	4	11	1	1	4	4	10	1	2	3	3	9	2	4	3	2	11	2	3	4	3	12	3	6	3	4	16		3	4	4	11	3	4	3	5	15	0	4	3	4	11	14	30	33	35	112
GBR	1	1	5	5	12		1	4	5	10	2	5	5	6	18	1	4	1	2	8	1	3	3	2	9		2	3	6	11	1	2	3	4	10		2	2	4	8	1	1	1	5	8	0	4	3	7	14	7	25	30	46	108
FRA	1	2	2	4	9	0	0	2	4	6	1	2	1	3	7	1	0	1	2	4	2	3	4	4	13		1	1	2	4		2	3	5	10			2	2	4		0	1	3	2	6	5	11	19	28	63				
POL			2	3	5			1	3	4			2	3	5				1	1			1	3	4			2	2	4		1	2	3	6		2	4	4	10	1	3	3	3	10	0	2	2	2	6	1	8	19	27	55
ESP	3	1	5	2	11	2	1	2	0	5	2	1	2	1	6	1	2	2	2	7	2	3	2	1	8	1	2		1	4				1	1		3		1		3		1	0	2	1	0	3	11	16	14	8	49		
HUN			1	2	3	1		6	3	10			1	3	4			3	1	4			1	2	3			2	2	4			1	2	3			1	2	3			2	2	0	0	0	1	1	1		16	20	37	
GER	1	1	1	1	4	1	1	1	2	5	1	2		2	5			1		1	1	2	1		4	1	1	1	4	7	1	1		1	3				1	1		1	2	0	0	0	2	2	6	9	5	14	34		
RUS		1	3	4	8					0				1	1					0				1	1					0		1	1	2	4		1		2	3		1	1	3	5	0	1	2	2	5		5	7	15	27
LTU			2	1	3			1	1	2					0					0	1		2	1	4	1		1	1	3	1		1		2		1	1	1	3	1	1	1	1	4	0	0	1	1	2	4	2	10	7	23
USA	4		1		5					0	3		2		5					0			1	1	2					0		1			1					0		0	0	0	0	0	7	1	4	1	13				
ZAF					0					0					0					0			2	2	4					0			3	5	8					0		0	0	0	0				5	7	12				
UKR		1		1	2		1			1		1			1					0					0		1			1		2			2		2			2		2		2	0	0	0	0	0		10		1	11	
ISR					0					0		2			2					0		2			2					0		1		1	2				1	1		1		1	2	0	0	0	2	2		6		5	11
SLO					0					0					0					0					0					0		2			2		2		2	1	2			3	0	0	0	0	0	1	6			7	
NOR					0					0					0					0					0					0					0			1	1		1		1	2	0	2	0	1	3		3		3	6	
BEL	0	0	0	0	0	0	0	1	0	1	0	0	0	0	0		1			1		1			1		1			1		1			1				0				0	0	0	0	0		4	1		5			
NLD			1		1					0		4			4					0					0					0					0				0			0	0	0	0	0		4	1		5				
SVN				1	1		1	1	2	4					0					0					0					0					0				0			0	0	0	0	0		1	1	3	5				
IT					0					0					0					0					0					0					0				0			0	0	1	1	1	3		1	1	1	3			
PRT		3			3					0					0					0					0					0					0				0			0	0	0	0	0		3			3				
FIN	0	0	0	0	0	0	0	0	0	0	0	0	0	0	0	0	0	0	0	0	0	0	1	0	1	0	0	0	0	0	0	0	0	0	0	0	0	0	0	0	0	0	0	0	0	0	0		1			1			
	10	12	25	26	73	6	6	23	24	59	10	18	17	23	68	4	9	11	11	35	9	18	21	19	67	5	11	14	21	51	6	20	17	28	71	0	16	14	22	52	7	18	9	22	56	0	17	16	25	58	57	145	167	221	590

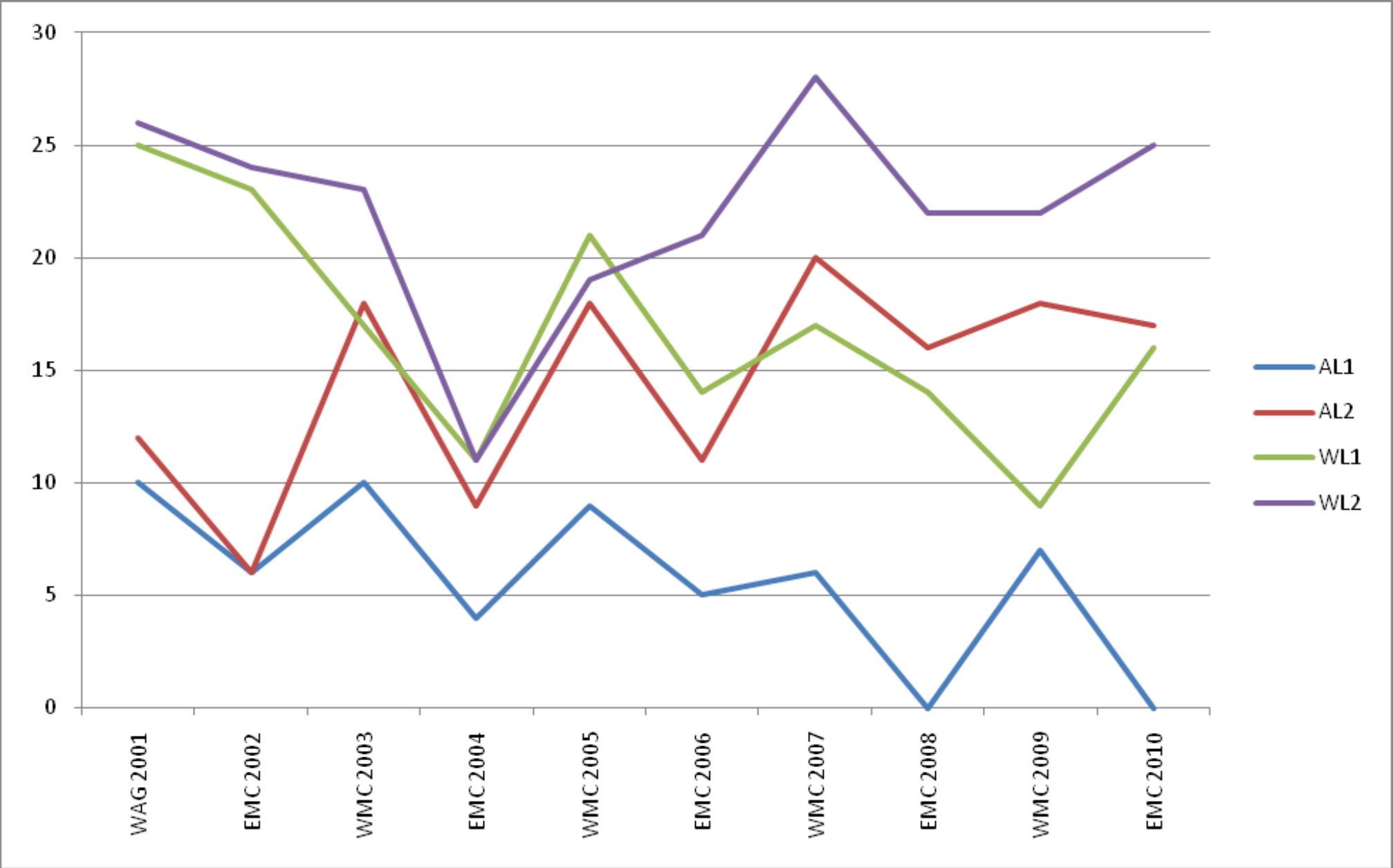
Graph 1 – numbers of acft’s in national teams in the first and the second half of the decade



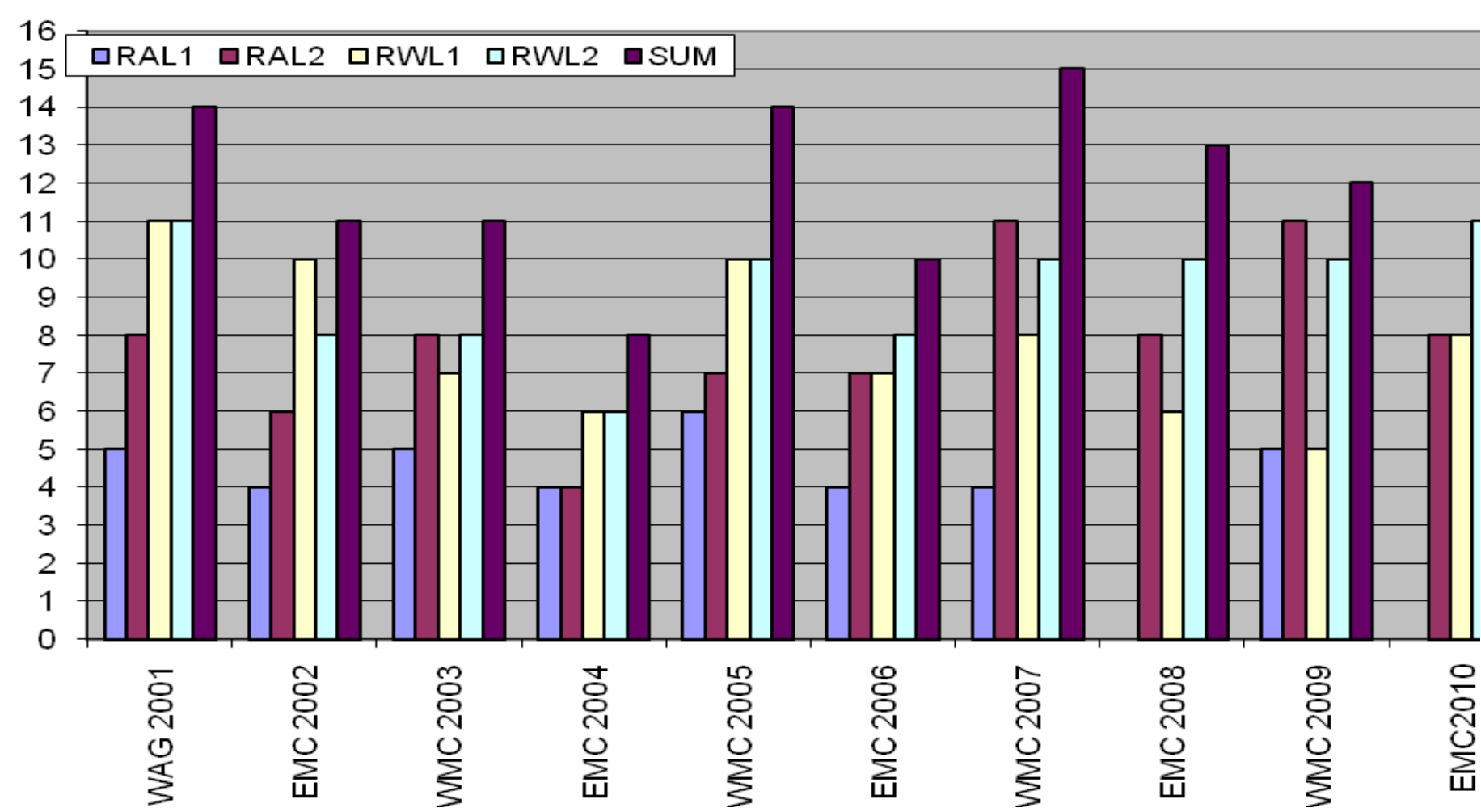
Graph 2

NUMBER OF AIRCRAFTS IN CHAMPIONSHIPS FROM 2001





NUMBER OF NATIONS



Medals inclusive teams

NATIONAL TEAM	MEDAL	WAG 2001	EMC2002	WMC2003	EMC2004	WMC2005	EMC2006	WMC2007	EMC2008	WMC2009	EMC 2010	SUM BY MEDALS	MEDALS TOGEATHER
GBR	gold	1		4	1	2	2	3	3	1	3	20	46
	silver	1	2	1	2	1	2	2		1	1	13	
	bronze		1	1	1	2	1	1	2	3	1	13	
CZE	gold		2		3		2	2	1	2		12	32
	silver	1		2		1	3	1		3	2	13	
	bronze		1			1	1	1	2	1		7	
FRA	gold	2	1	1		2	1				1	8	17
	silver	1			1	2						4	
	bronze	1		2		1					1	5	
ESP	gold	1								1		2	15
	silver	1	1	1	2							5	
	bronze	2		1	3	1					1	8	
POL	gold					1				1		2	13
	silver	1	1						3	1	1	7	
	bronze		1		1			1			1	4	
HUN	gold	1	1		1							3	7
	silver		1	1		1						3	
	bronze		1									1	
GER	gold											0	6
	silver											0	
	bronze		1	1			2	2				6	
UKR	gold		1									1	6
	silver							1	1			2	
	bronze	1					1			1		3	
ZAF	gold											0	1
	silver							1				1	
	bronze											0	
SVN	gold											0	1
	silver											0	
	bronze	1										1	
SUM		15	15	15	15	15	15	15	12	15	12	144	144